

Flexible Flatfoot



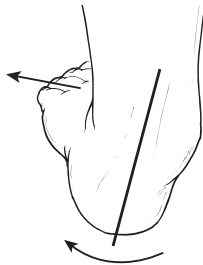
American College of
Foot and Ankle Surgeons®

What Is Flatfoot?

Flatfoot is often a complex disorder, with diverse symptoms and varying degrees of deformity and disability. There are several types of flatfoot, all of which have one characteristic in common: partial or total collapse (loss) of the arch.

Other characteristics shared by most types of flatfoot include:

- “Toe drift,” in which the toes and front part of the foot point outward
- The heel tilts toward the outside and the ankle appears to turn in
- A tight Achilles tendon, which causes the heel to lift off the ground earlier when walking and may make the problem worse
- Bunions and hammertoes may develop as a result of a flatfoot.



Flexible Flatfoot

Flexible flatfoot is one of the most common types of flatfoot. It typically begins in childhood or adolescence and continues into adulthood. It usually occurs in both feet and progresses in severity throughout the adult years. As the deformity worsens, the soft tissues (tendons and ligaments) of the arch may stretch or tear and can become inflamed.

The term “flexible” means that while the foot is flat when standing (weight-bearing), the arch returns when not standing.

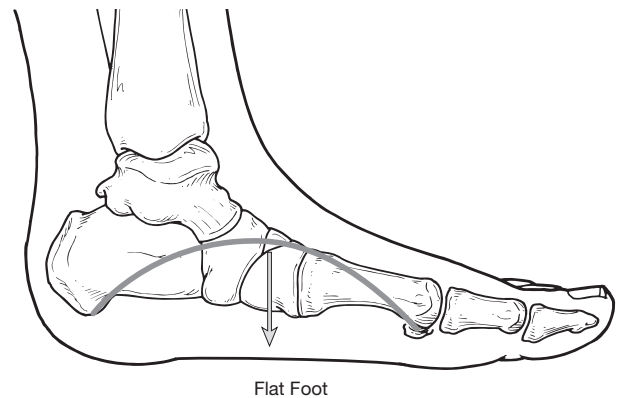
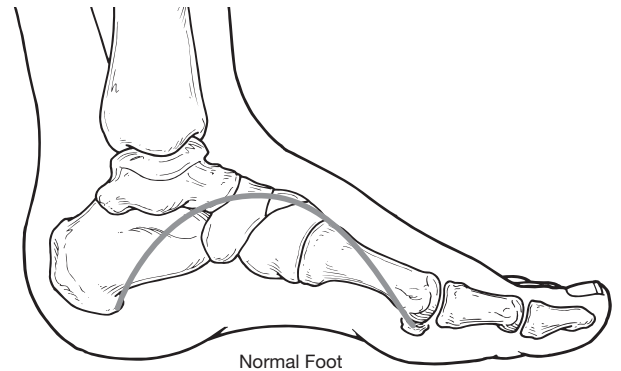
Symptoms

Symptoms, which may occur in some persons with flexible flatfoot, include:

- Pain in the heel, arch, ankle, or along the outside of the foot
- “Rolled-in” ankle (over-pronation)
- Pain along the shin bone (shin splint)
- General aching or fatigue in the foot or leg
- Low back, hip or knee pain.

Diagnosis

In diagnosing flatfoot, the foot and ankle surgeon examines the foot and observes how it looks when you stand and sit. X-rays are usually taken to determine the severity of the disorder. If you are diagnosed with flexible flatfoot but you don’t have any symptoms, your surgeon will explain what you might expect in the future.



Non-surgical Treatment

If you experience symptoms with flexible flatfoot, the surgeon may recommend non-surgical treatment options, including:

- **Activity modifications.** Cut down on activities that bring you pain and avoid prolonged walking and standing to give your arches a rest.
- **Weight loss.** If you are overweight, try to lose weight. Putting too much weight on your arches may aggravate your symptoms.

Flexible Flatfoot *continued*

American College of
Foot and Ankle Surgeons®

- **Orthotic devices.** Your foot and ankle surgeon can provide you with custom orthotic devices for your shoes to give more support to the arches.
- **Immobilization.** In some cases, it may be necessary to use a walking cast or to completely avoid weight-bearing.
- **Medications.** Nonsteroidal anti-inflammatory drugs (NSAIDs), such as ibuprofen, help reduce pain and inflammation.
- **Physical therapy.** Ultrasound therapy or other physical therapy modalities may be used to provide temporary relief.
- **Shoe modifications.** Wearing shoes that support the arches is important for anyone who has flatfoot.

When is Surgery Necessary?

In some patients whose pain is not adequately relieved by other treatments, surgery may be considered. A variety of surgical techniques is available to correct flexible flatfoot, and one or a combination of procedures may be required to relieve the symptoms and improve foot function.

In selecting the procedure or combination of procedures for your particular case, the foot and ankle surgeon will take into consideration the extent of your deformity based on the x-ray findings, your age, your activity level, and other factors. The length of the recovery period will vary, depending on the procedure or procedures performed. ■

This information is provided by:

Batavia Foot Care Center
3922 West Main Street Road, Batavia, NY 14020
Ph: 585.344.1677
Fx: 585.344.2105

You can also visit our website at:
www.bataviafootcarecenter.com

Your full time Batavia Foot care Specialists. We are always here for you!



American College of
Foot and Ankle Surgeons®

This information has been prepared by the Consumer Education Committee of the American College of Foot and Ankle Surgeons, a professional society of over 6,000 foot and ankle surgeons. Members of the College are Doctors of Podiatric Medicine who have received additional training through surgical residency programs.

The mission of the College is to promote superior care of foot and ankle surgical patients through education, research and the promotion of the highest professional standards.

Copyright © 2010, American College of Foot and Ankle Surgeons • www.FootHealthFacts.org